

Leveraging consumer data for marketing

Survey findings: India 2022



Foreword



Mohit Malhotra
Chief Executive Officer
Dabur India Ltd.

COVID-19, as we all know, has been a black swan event, which nobody saw coming. Not only did it transform the way we live and work, but it also had a sustainable impact on consumer attitudes, behaviors and purchasing habits.

The pandemic became an inflection point and a reason for strategic transformation across enterprises. E-commerce emerged as the most-preferred contactless method of making purchases in the post-pandemic world. With the explosion of e-commerce and the emerging digital technologies, companies are now sweeping up vast quantities of data about consumers' activities.

The insights that customer data delivers help not just improve your product delivery but also your consumer experience. This, in turn, boosts revenue growth. The key, however, is not to only gather useful data but to analyze it thoroughly, to have actionable insights to execute.

While data marketing is nothing new, the amount of data that marketers are collecting now is much more than ever before and continues to grow with each passing day. As a result, the insight opportunities are also growing.

Taking control of your consumer data not only helps organizations make marketing communications more targeted, but also goes a long way in improving the efficiency of their marketing plans, besides helping develop better and long-lasting consumer relationships and loyalty. Consumer data is the fuel for creating smarter acquisition and retention strategies. The key to maximizing returns is being able to visualize and act on this data.



Moneka Khurana

Country Head and Board Member
MMA India

For businesses, consumer delight has always been the holy grail. However, delighting the modern consumer has never been more challenging. Full of contradictions, consumers of today want personalization without compromising their privacy.

Given the integration of online channels in consumers' lives, a strong data architecture that is built on the pillars of aggregation, accessibility and usage, measurement and governance can be the distinguishing factor between winning market organizations and other lagging marketing organizations. As a leading industry body, we have consistently initiated and engaged in constructive discourses that can empower marketers to make a meaningful impact.

To further that goal, MMA jointly with EY surveyed more than 170 CEOs and CMOs across various sectors to decode the current state of the required data capability, gaps, and further challenges.

Our research this year shows:

- a. 91% vs. 82% marketers last year, leveraged consumer data for marketing activities
- b. 78% vs. 68% marketers saw a lift in marketing efficiencies due to leveraging consumer data

One of the pressing issues continues to be data quality. It's imperative not just for effective decision-making, but also for offering a customer experience that leads to delight. While marketers across industries have been successfully leveraging data for measurement and targeting, we have miles to go when it comes to utilizing data for offering personalized experiences, developing new product lines, increasing wallet shares, and staying ahead of competitors. Over 50% of respondents feel that this is a glaring gap, and it needs to be addressed immediately.

As we make strides in strengthening our data capabilities, we need to simultaneously ensure that we focus on governance and data security. Alarming, fewer marketers today feel that they have adequate policies and processes in place to safeguard consumer data.

This report offers a much-needed view of your data maturity and best practices to guide you as you navigate and strengthen your data foot prints. The report will help businesses in general and marketers in particular to get an assessment of where they are and provide guidance on where they need to be and how to get there.

Happy reading.



Amiya Swarup

Partner,
Marketing Advisory Services
EY

Digital advertising share will reach up to **50% by 2024**, with Indian advertising expected to reach **INR 100,000 Crores**.

EY, jointly with MMA, surveyed CEOs and CMOs across various sectors to understand key trends amongst the marketer community on consumer data strategy. This is the second edition of the report and showcases interesting trends in the evolution of archetypes across sectors.

Our research highlighted that marketers need to focus on designing robust decision-making processes. While collection and usage of data has considerably increased across sectors, the leg connecting the data for decision making is still lacking.

Marketers need to play a critical role in organization-wide application of data. Only 1 of 3 marketers is currently using data for cross sell, competitor analysis, and distribution management. Out of 17 potential use cases of consumer data, only three to four are explored by 50% of the marketers. The report shows critical movement from usage of blend of 1P and 3P data to mainly 1P with 3P as a complement. Robust attribution model still remains a distant dream.

Marketers are exploring contextual and publisher targeting as a key strategy for tackling with cookie-less world. Martech capability and building and safeguarding of consumer data are the priority areas across organizations.

We hope you find this report useful and insightful.

Contents

Executive summary

Data types and uses

Collection and usage of data has considerably increased across sectors; however, marketers need to focus on designing a robust decision-making process.

Cross channel retargeting and personalisation could be the next use cases to be leveraged by marketers. Currently, only 3-4 out of 17 potential use cases are explored by 50% of the marketers.

57%

57%

Of survey respondents believed they used and activated personal level consumer data optimally

71%

73%

relied on a blend of 1P and 3P data for marketing activities

Most relied on data points for decision making

58%

56%

felt their organizations had gaps in consumer data, leading to difficulties in data-driven decision making

Most popular data use cases

1. Analytics
2. Retargeting
3. Location based tracking

1. Sales and conversion data
2. Engagement data

Only 1 out of 3 marketers use consumer data for product development, cross sell and competitor analysis

● 2022
● 2021

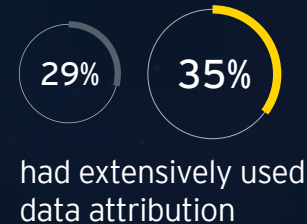
2

ROI measurement and attribution

Most Indian marketers saw the benefit of leveraging consumer data for marketing, but the struggle with robust attribution models continued in 2022.

Marketers are exploring contextual and publisher targeting as key strategy for tackling with cookie-less world, and enriching 1P data through communities and feedback system.

● 2022
● 2021



Highest usage of marketing budgets

1. Performance & growth
2. Brand building

Most relied on to support media decisions

1. Brand trackers
2. A/B testing


3

Capabilities and skills

A majority of respondents had built martech capabilities or were working towards that goal. Automation, identity management, and next best action continued to be the biggest gaps in martech capabilities



had built either best in class or developed / outsourced martech capabilities



had adequate access to advanced analytics and data science resources

Least developed martech capabilities

1. Automation & AI
2. Identity management
3. Next best action

● 2022
● 2021

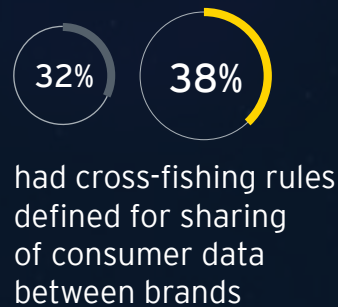
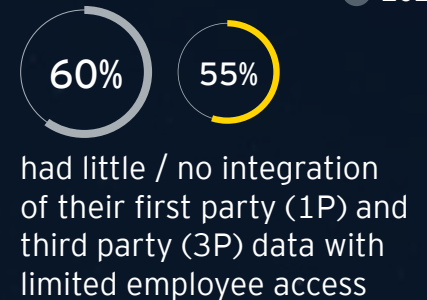
4

Data ownership, governance, and integration

Increasing number of Indian marketers had defined ownership and management strategies for 1P consumer data.

However, integration of 1P and 3P data, limited employee access to data, and absence of cross fishing rules are yet to be developed. Fewer respondents believed that their consumer data was adequately safeguarded

● 2022
● 2021



Archetypes

● 2022
● 2021

Data management
(Data types & uses +
RoI measurement &
attribution)



While respondents believed that consumption data was critical for marketing effectiveness, our survey indicated two distinct data maturity archetypes: the Data leaders (42% of respondents) who had made investments in consumer data and were reaping the benefits, and the Left behinds (33% of respondents) who were just about to start on their consumer data journey.

Majority of the sectors have moved up on the data maturity curve with telecom and realty leading and CPG has considerable grounds to cover.

1

Data types and uses



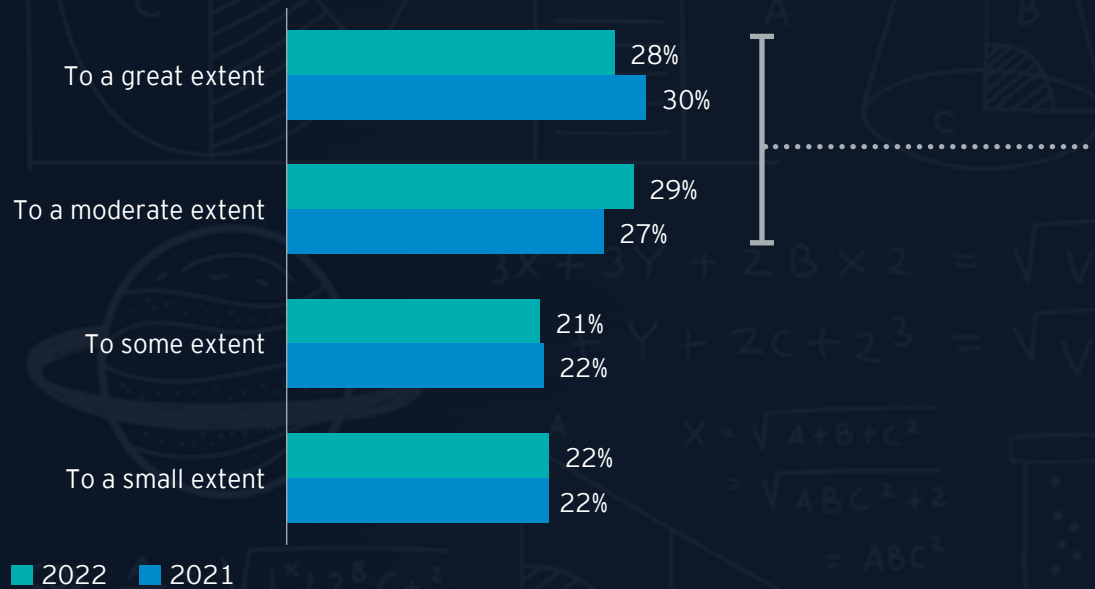
Most Indian marketers used a blend of 1P and 3P data for marketing but were increasing efforts to build 1P data

However, a majority believed that gaps in data breadth, depth and quality needed to be addressed to enable optimal use of data for decision making



57% of organizations used and activated personal level consumer data more optimally

To what extent does your organization **use and activate personal level consumer data**?

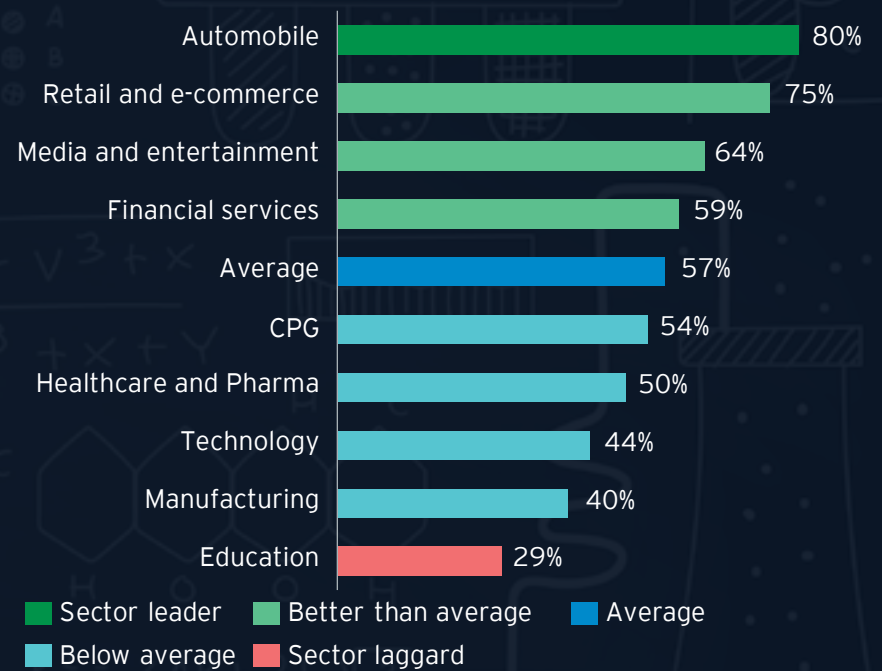


57% 2022 survey result

57% 2021 survey result

For the purposes of this survey we define personal consumer data as any information received about the consumers such as purchase behaviour, product preferences and contact information, which can be collected through first, second, or third-party entities.

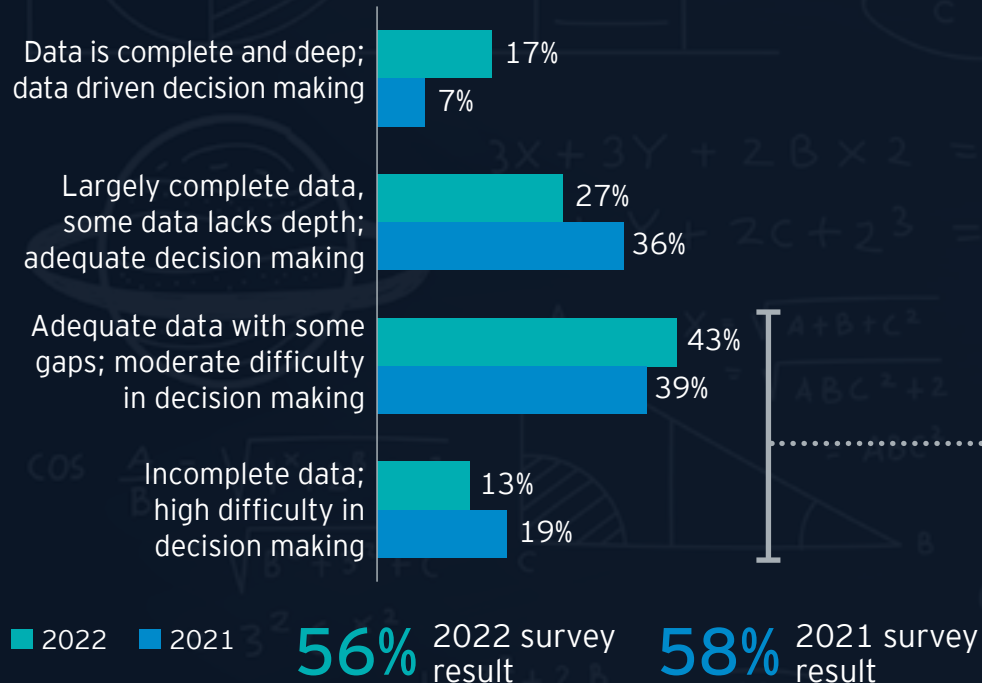
Sectoral comparison: Usage and activation of consumer data to moderate and great extent



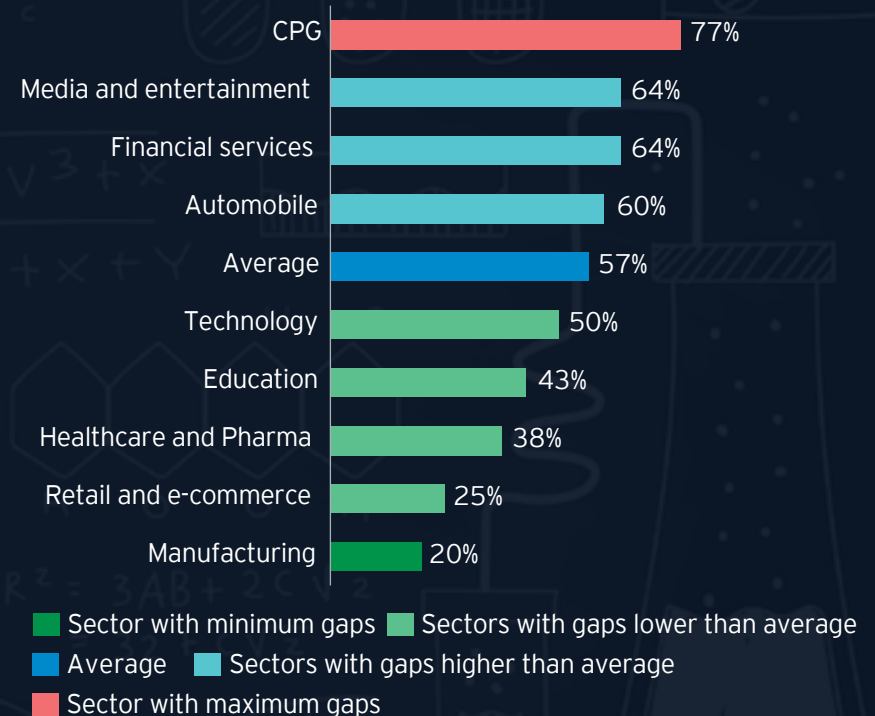
Current survey results demonstrated automobile, media and entertainment, and manufacturing sectors have increased the use and activation of personal level consumer data

However, **56%** Indian marketers had gaps in consumer data leading to difficulties in data-driven decision making

Which of the following best describes the **breadth and depth** of overall consumer data and is also available to drive decision making?

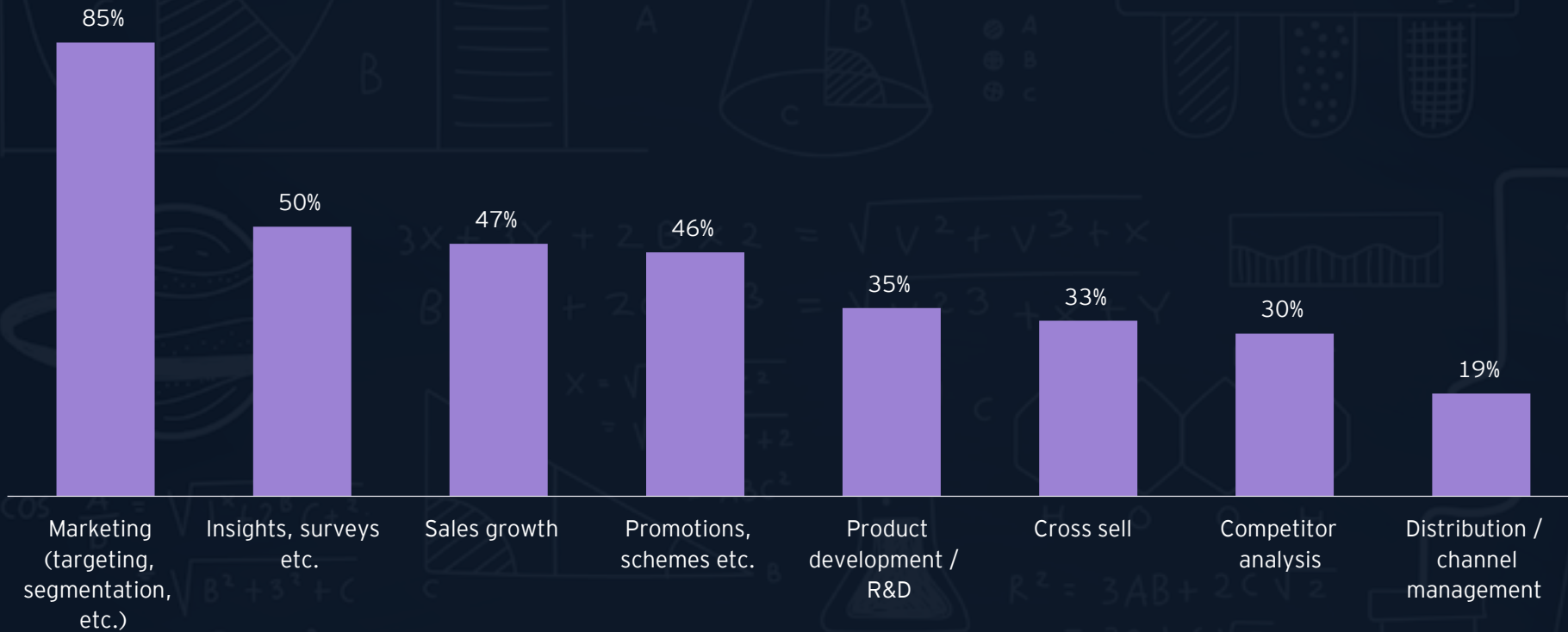


Sectoral comparison: Consumer data with gaps leading to difficulties in decision making



Indian marketers used personal data for activities other than targeting and segmentation, including cross sell and product development

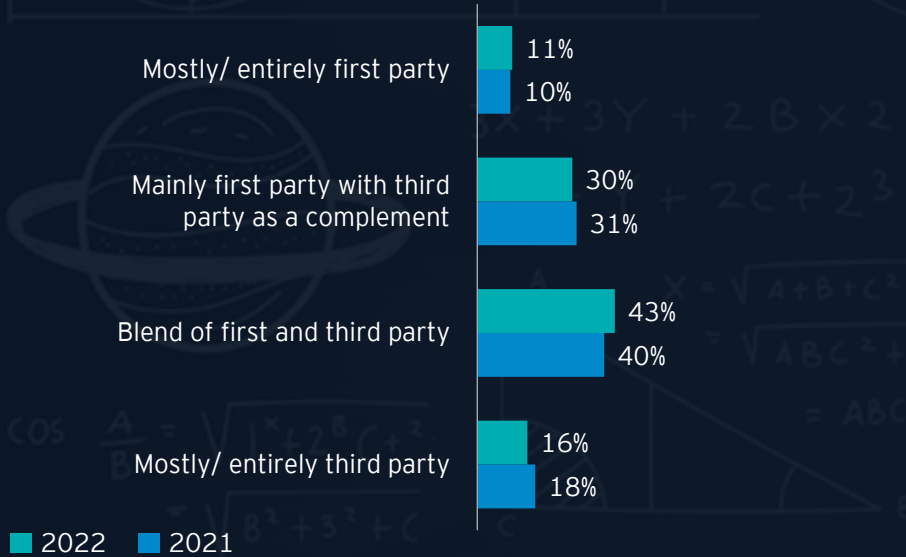
What do you use personal level data for?



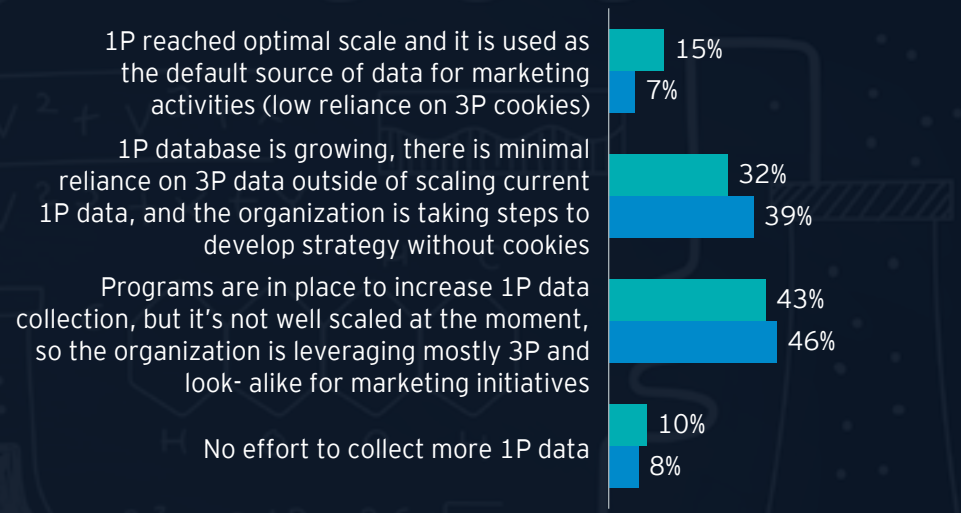
Only 1 out of 3 marketers use personal data for cross sell and competitor analysis

73% of organizations relied on a blend of 1P and 3P data for marketing activities and a majority were working towards increasing 1P data

How would you describe the **blend of first and third party data** that your organization relies on to activate marketing related initiatives (i.e. CRM activation, media activation, advertising, promotional efforts)?

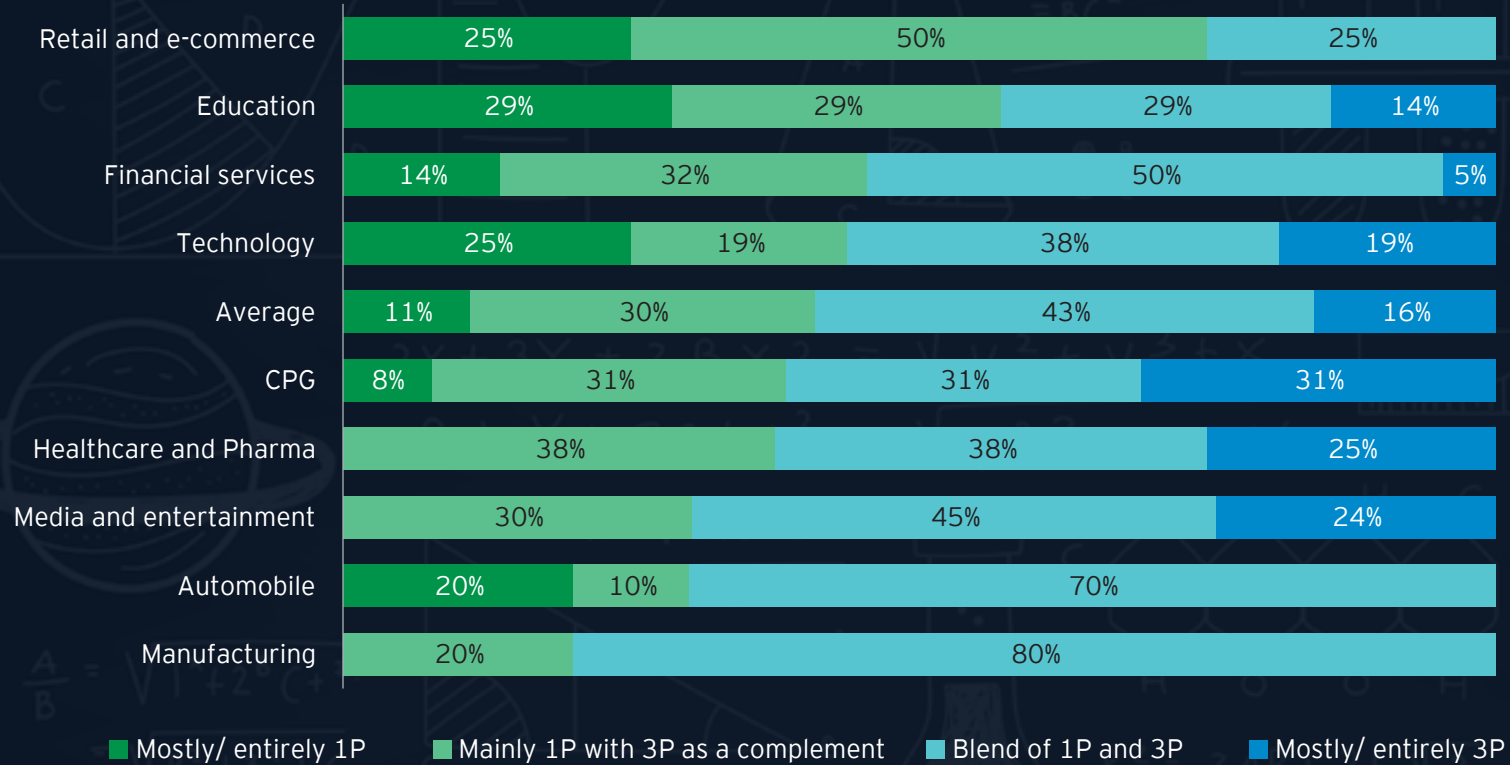


Which of the following best describes where your **organization is heading** when it comes to first party (1P) and third party (3P) data?



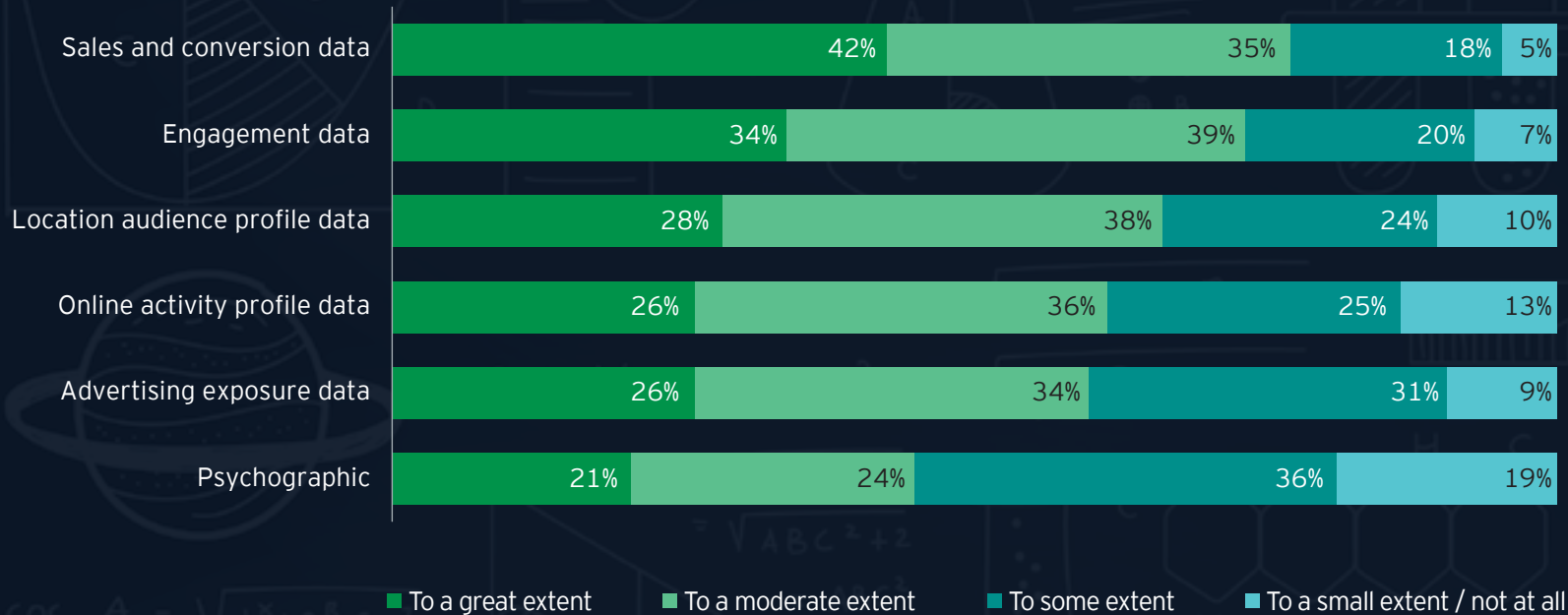
73% 2022 survey result **71%** 2021 survey result

Sectoral comparison: Education and Retail and e-commerce had a higher share of 1P data



Sales conversion and engagement data was most relied on for decision making

How much do you **rely** on each of the following types of **data to make decisions**?



Sectoral comparison: M&E and CPG were the leaders in higher usage of the data across the spectrum for decision making

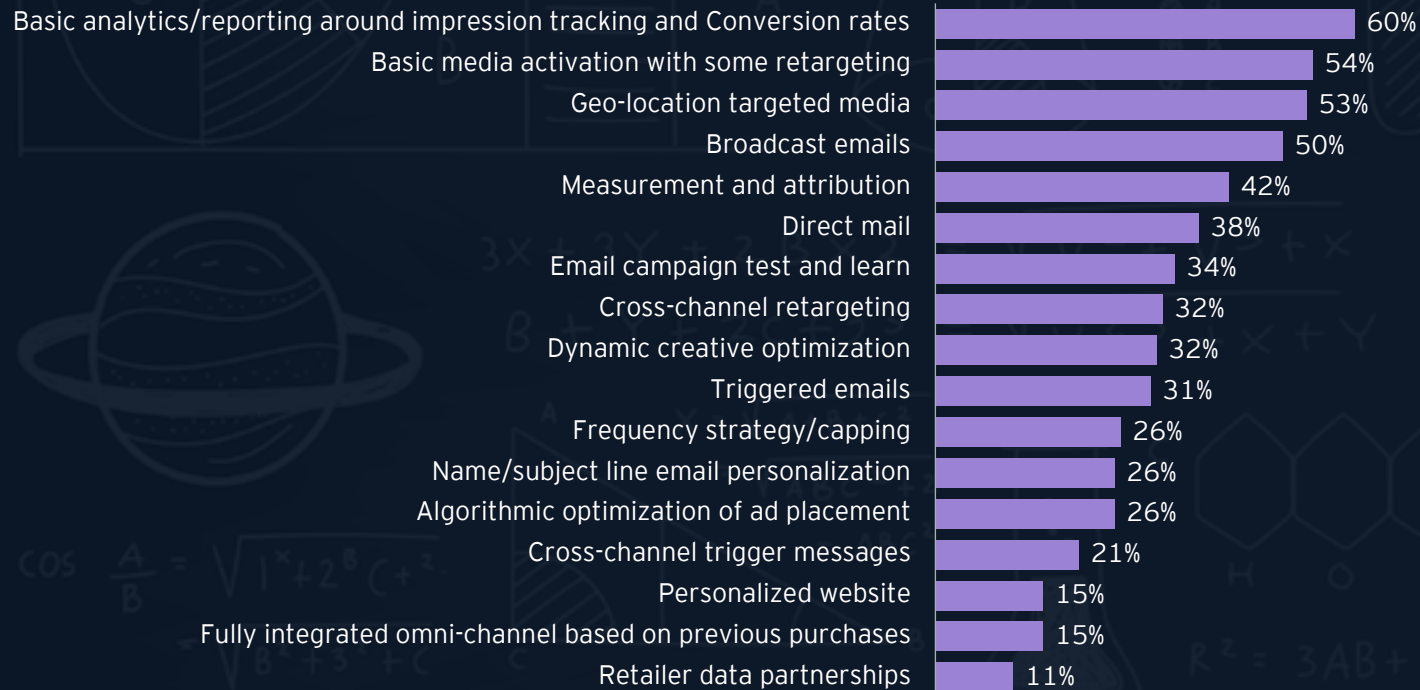
Respondents with usage of data points to a **moderate** or **great extent**

Sectors	Sales and conversion data	Engagement data	Location audience profile data	Advertising exposure data	Online activity profile data	Psychographic
Average of all sectors	77%	73%	66%	60%	61%	45%
Media and entertainment	73%	82%	76%	70%	73%	67%
CPG	92%	77%	62%	69%	62%	54%
Healthcare and pharma	63%	63%	75%	88%	75%	38%
Education	71%	71%	71%	71%	57%	57%
Automobile	90%	70%	70%	60%	70%	40%
Retail and e-commerce	75%	50%	75%	75%	50%	50%
Travel and hospitality	100%	67%	67%	33%	67%	33%
Financial services	73%	73%	55%	45%	50%	32%
Technology	81%	81%	50%	31%	50%	13%
Manufacturing	40%	40%	60%	40%	40%	40%

■ Sector leader
 ■ Better than average
 ■ Average
 ■ Below average
 ■ Sector laggard

Consumer data was majorly used for analytics, conversion tracking and location based targeting

Which of the following describe **how** and **where** your organization uses data?



One out of two marketers use consumer data for analytics, conversion tracking and location based targeting

There was an overall increase over prior year in usage of consumer data across communication mediums

2

ROI measure and attribution



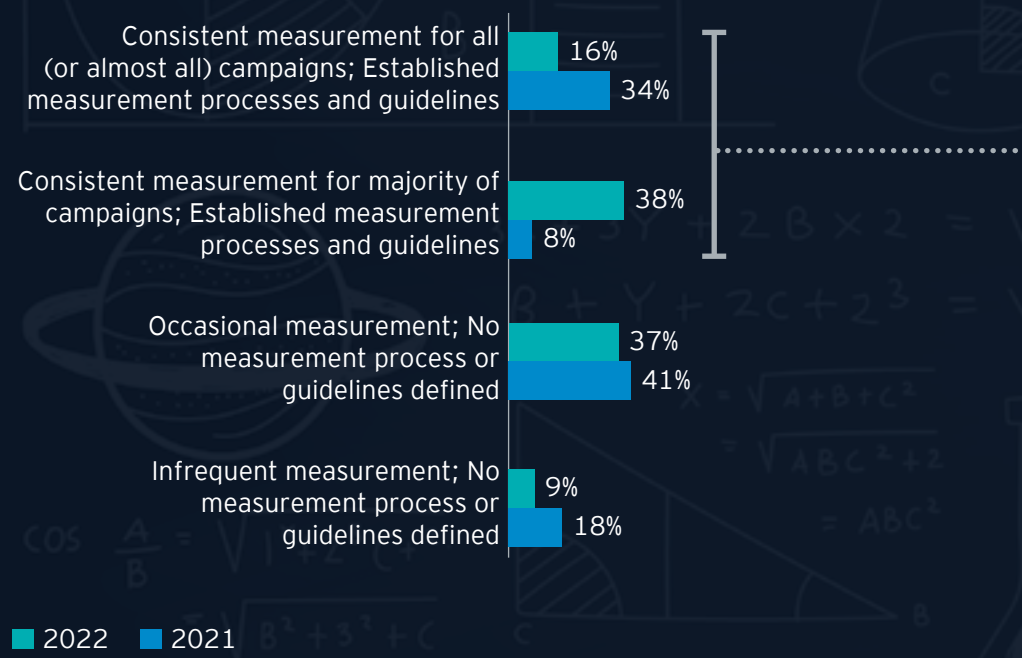
Most Indian marketers saw the benefit of leveraging consumer data for marketing

but they struggled with robust attribution models



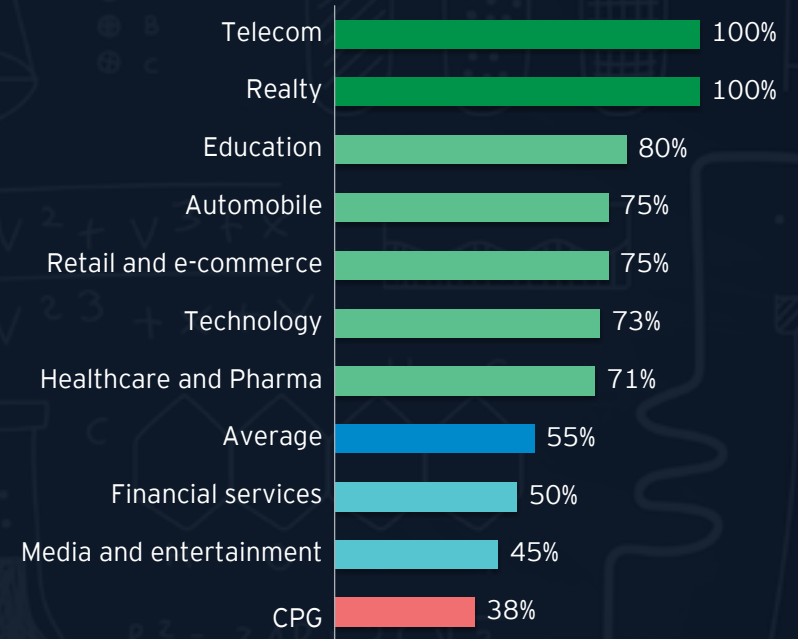
54% of Indian marketers leveraged consumer data for marketing activities

Which of the following best describes how well you **measure the outcome** of marketing campaign?



54% 2022 survey result **42%** 2021 survey result

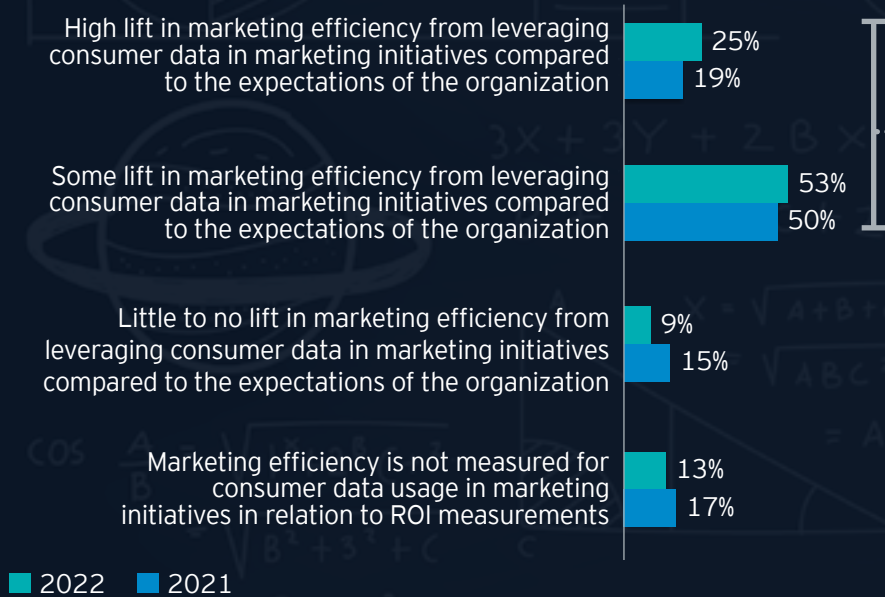
Sectoral comparison: Consistent level of measurement for attribution



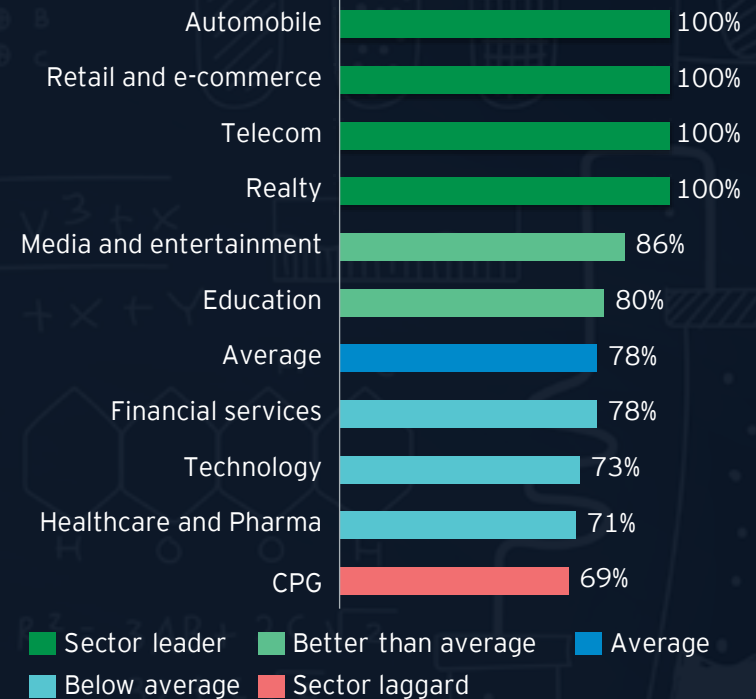
■ Sector leader
 ■ Better than average
 ■ Average
 ■ Below average
 ■ Sector laggard

78% of Indian marketers saw a lift in marketing efficiency due to leveraging consumer data

Based on your organization's ROI measurements, what is the **lift in marketing efficiency** (e.g., higher incremental ROI, lower cost per acquisition) observed from marketing initiatives that leverage consumer data?



Sectoral comparison: Lift observed in marketing efficiency

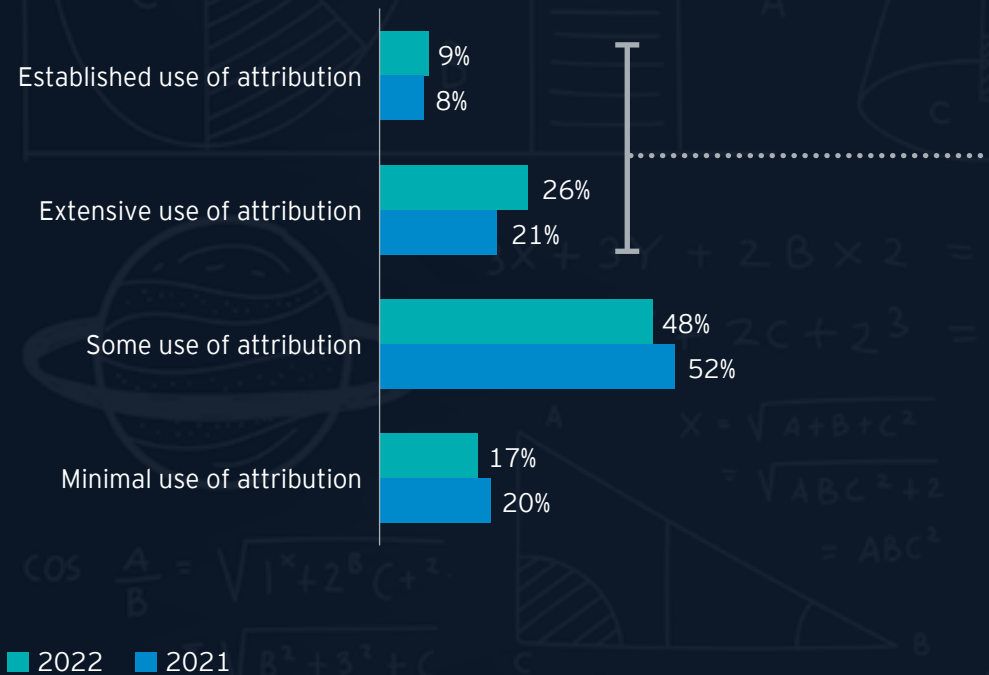


78% 2022 survey result

69% 2021 survey result

Just **35%** of organizations have extensively used attribution data

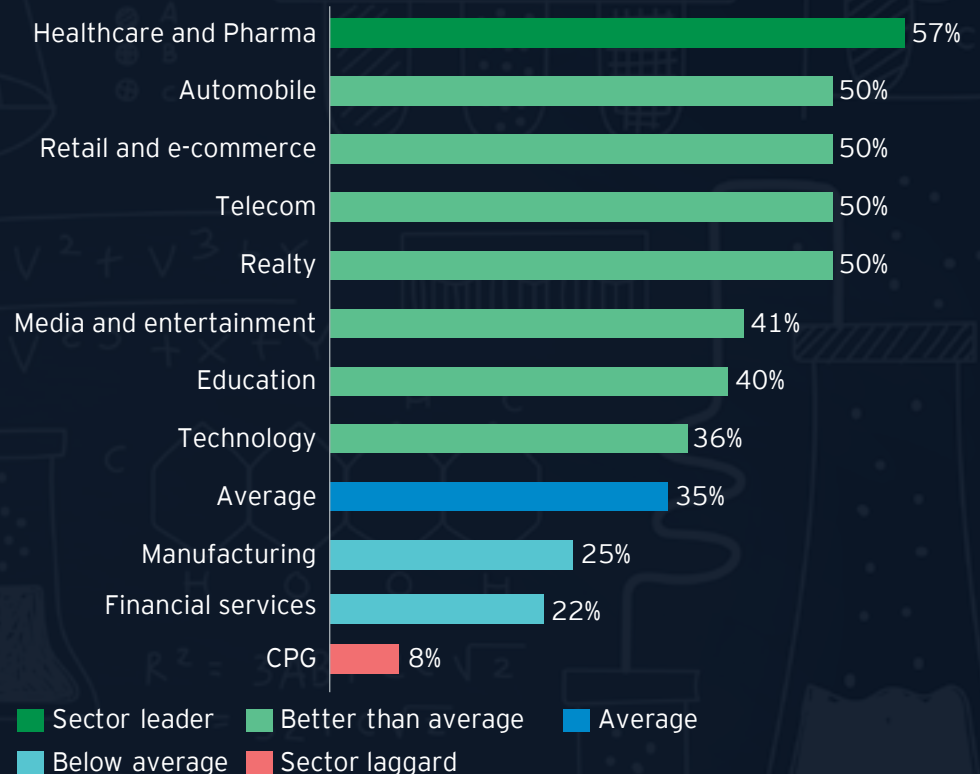
Which of the following describes the **status of attribution** in your organization?



35% 2022 survey result

29% 2021 survey result

Sectoral Comparison: Extensive and established use of attribution



Indian marketers continued to rely on brand trackers and AB testing to support media decisions

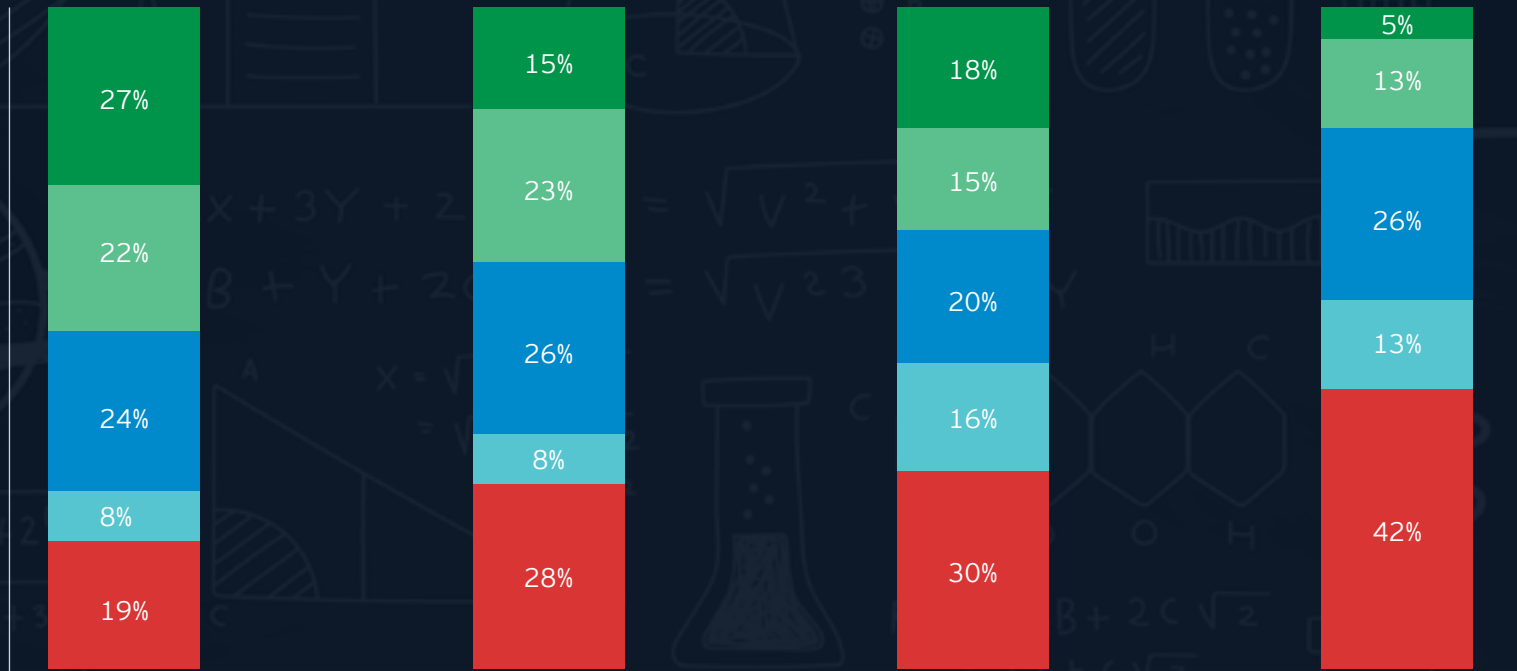
On a scale of 1-5, please rate **how much you rely** on using the below tools **to support media decisions?**

2022 results

5 - Extremely
reliant and
use this tool
extensively



1 - We don't rely
on this tool and
never use it



Brand Trackers

A/B Testing

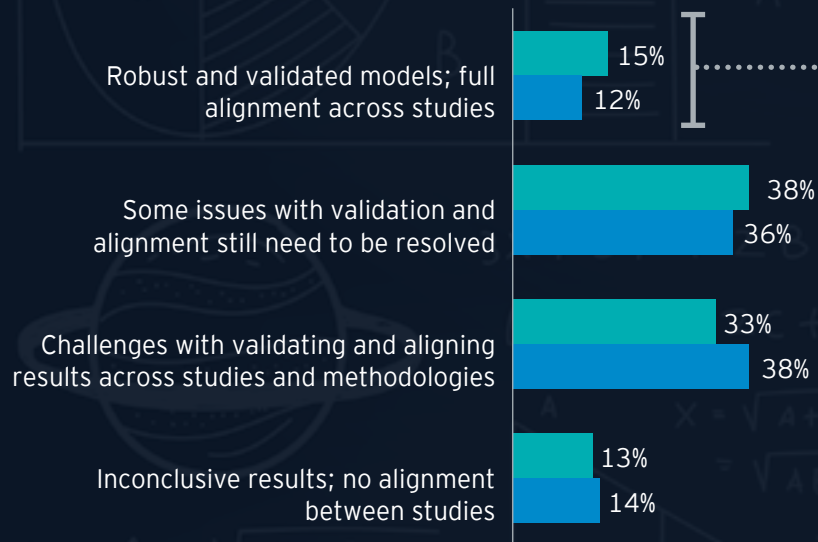
MMM
(Media Mix Modeling)

RCT
(Randomized Control tests)

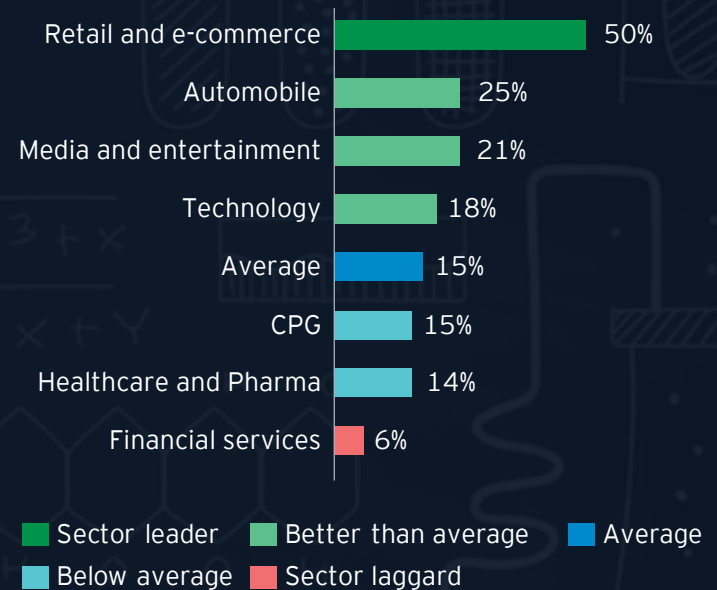
MMA-EY survey 2022

Only **15%** of the respondents had robust attribution models

Which of the following describes the **status of measurement** and **attribution validation** in your organization?



Sectoral Comparison: Robust attribution models



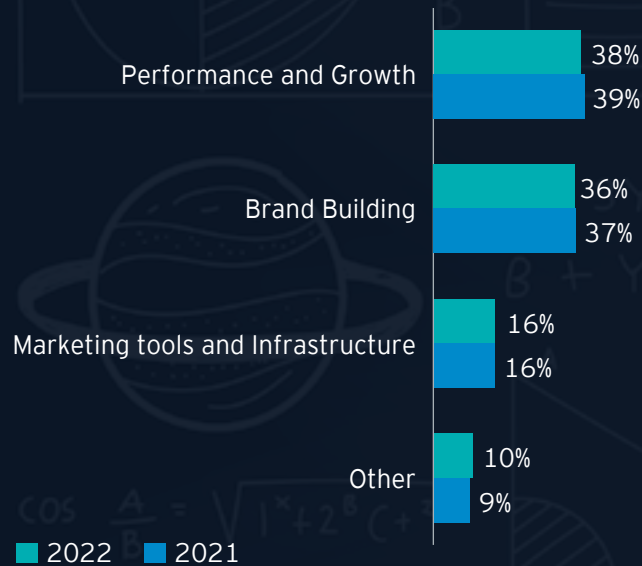
■ 2022 ■ 2021

15% 2022 survey result

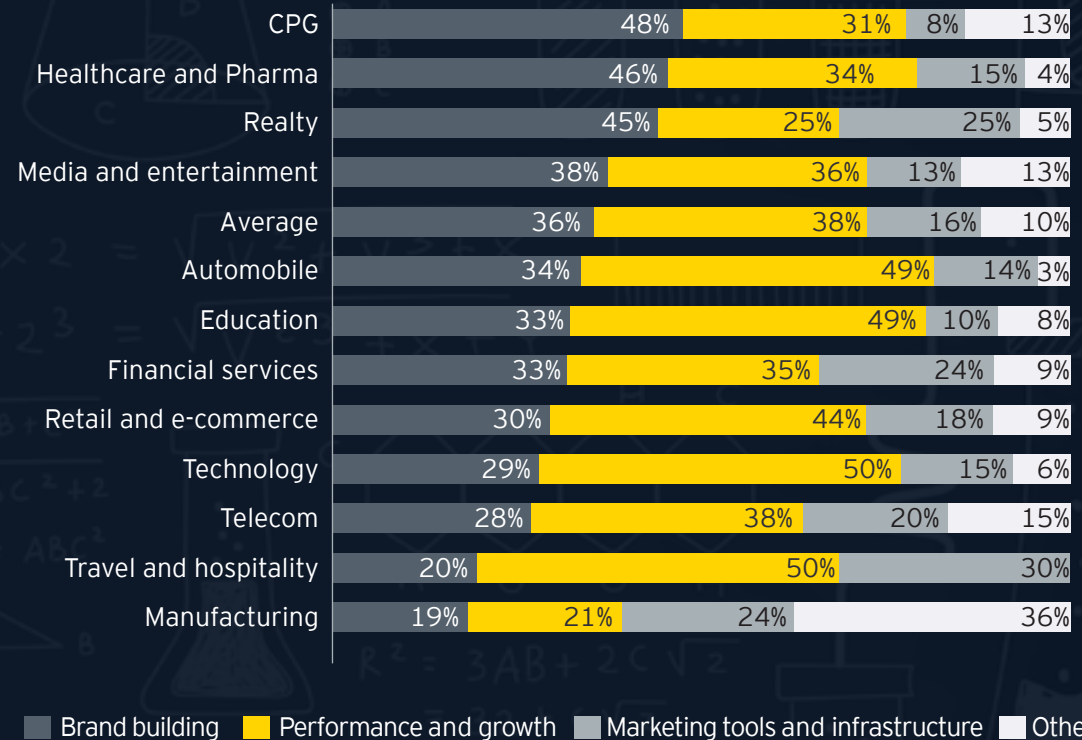
12% 2021 survey result

Performance, growth and brand building continued to be the key focus areas for organizations; Focus required on marketing tools and infrastructure

What **percentage of your marketing budget** for FY21-22 is **expected to be allocated** to each of the following, out of 100%

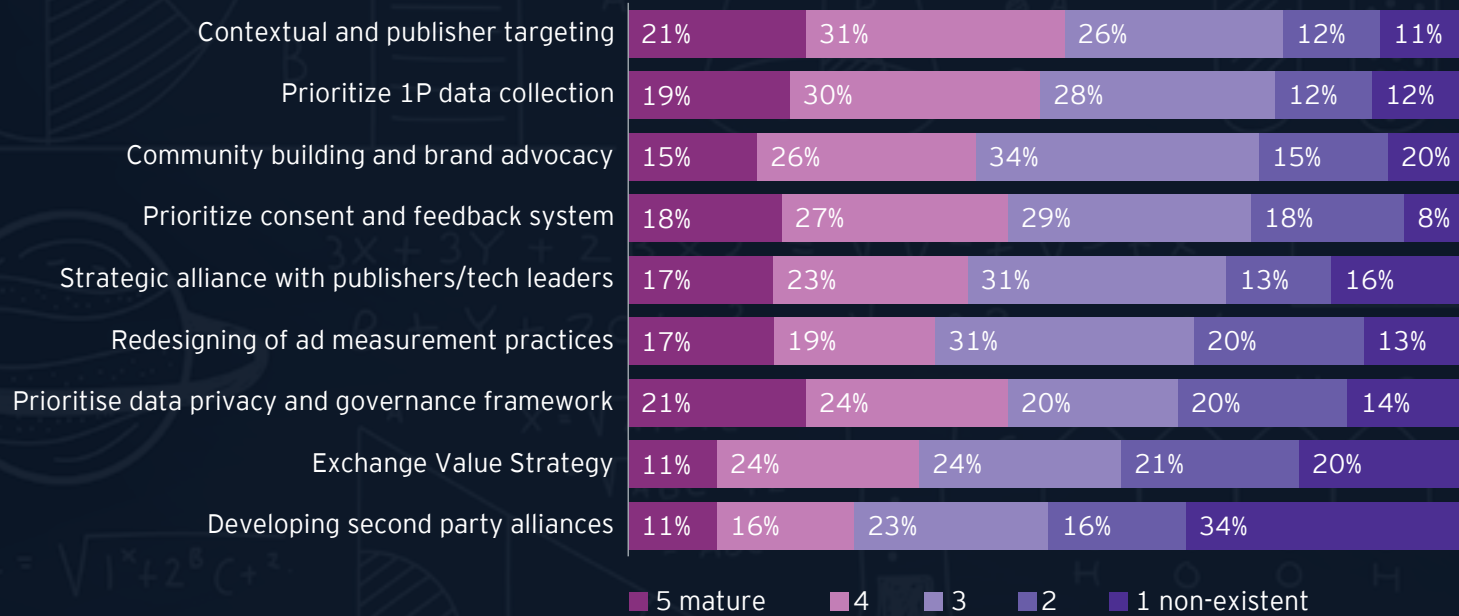


Sectoral comparison: Allocation of marketing budget



Organizations are moving towards enriching their 1P data through communities, advocacy and contextual targeting

How mature is your organisation on following strategies & processes, in dealing with cookie less world (on a scale of 1-5, where 1 is non-existent and 5 is mature) ?



50% marketers have adequate strategies and policies on **contextual and publisher targeting and 1P data collection**

3

Capabilities and skills



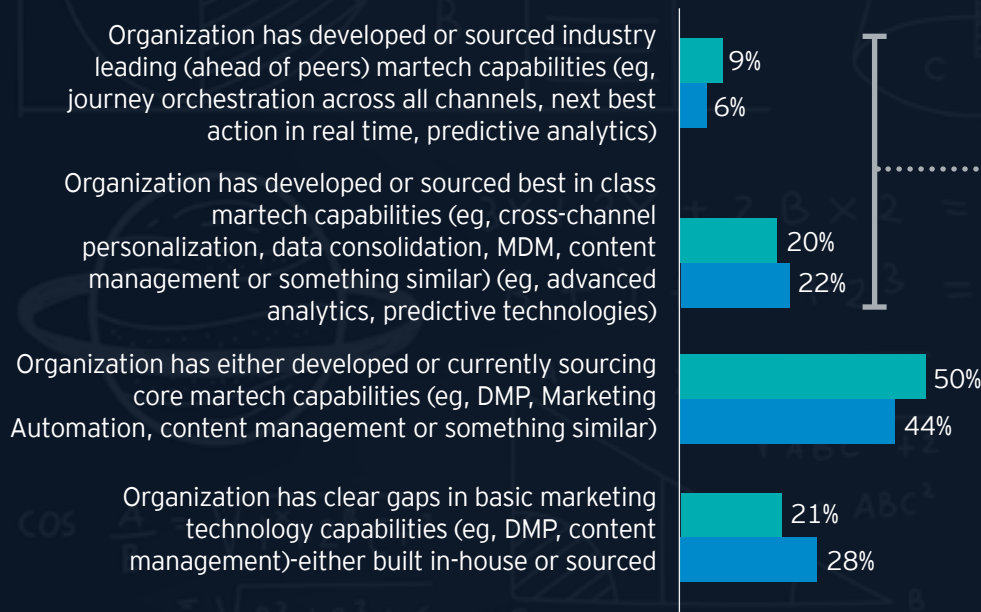
A majority of respondents had built martech capabilities or were working towards that goal

Automation, identity management, and next best action are the biggest gaps in martech capabilities



79% of respondents had either built best in class or developed / outsourced martech capabilities

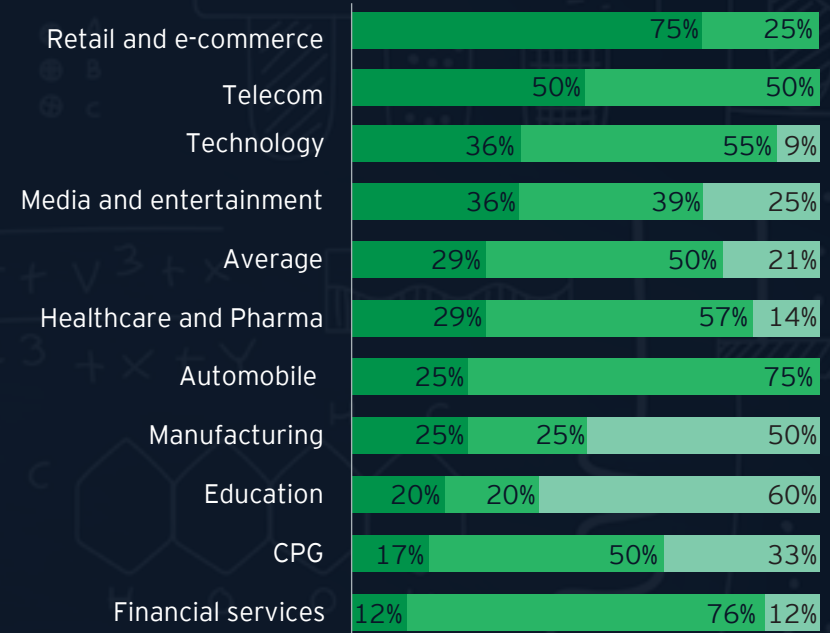
Which of the below best describes your organization's **martech capabilities** (marketing technology, tools and platforms that support marketing and leverage consumer data)?



■ 2022 ■ 2021

79% 2022 survey result **72%** 2021 survey result

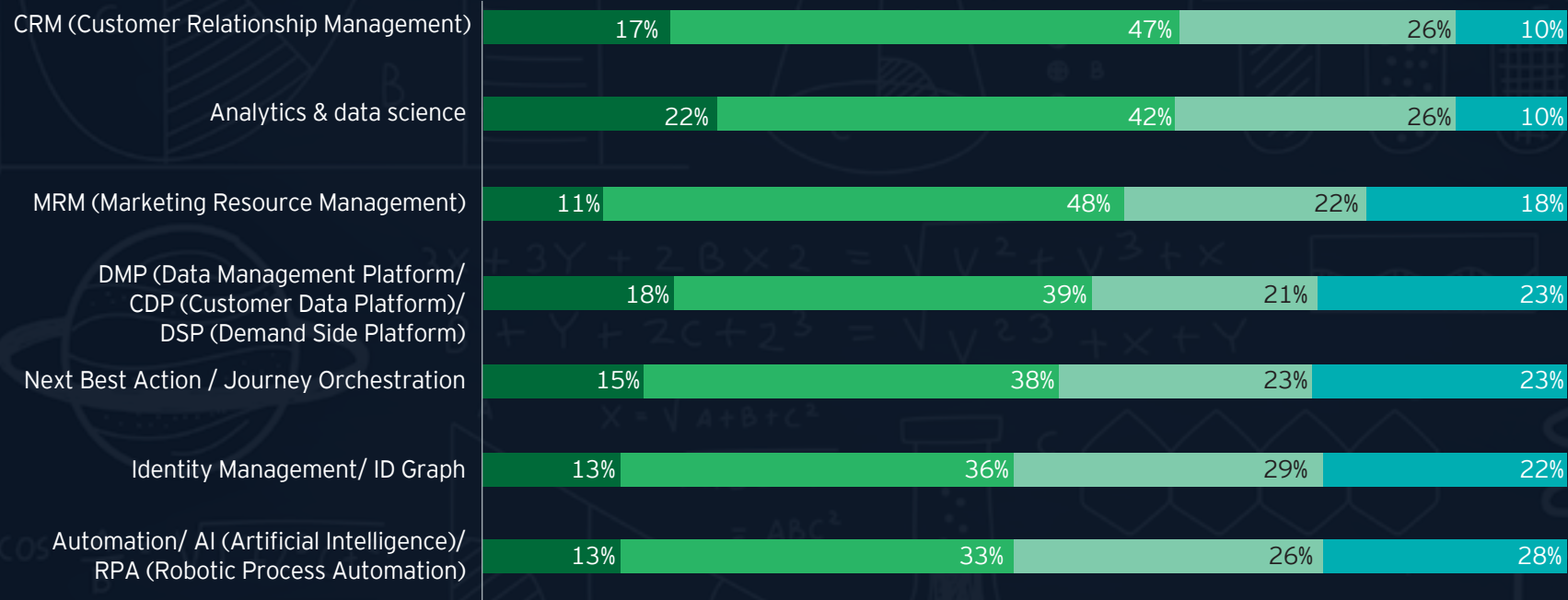
Sectoral comparison of martech capabilities



■ Industry leading / Best in class ■ Developed ■ Developing

Automation and AI and identity management were the least developed martech capabilities

How **advanced** is your organization in each of the below capabilities and systems **compared to the rest of your industry?**



Analytics and data science, CRM and MRM are capabilities where marketers have focused on leading to its advancement

■ Ahead of the market
 ■ At parity with the market
 ■ Not as advanced as the market
 ■ We don't have this capability

Sectoral comparison: retail and e-commerce, and technology were leading sectors in martech maturity and capabilities

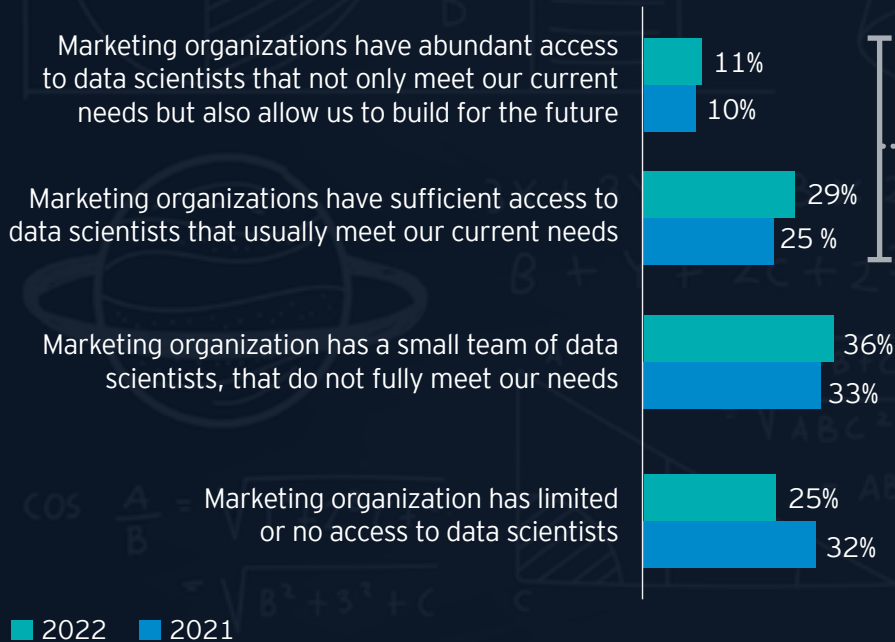
Respondents with capabilities **absent** in their organizations or were **not as advanced** as the market

Sectors	Automation / AI / RPA	Identity Management / ID Graph	Next Best Action / Journey Orchestration	DMP / CDP / DSP	Analytics & data science	MRM	CRM
Average of all sectors	54%	51%	47%	44%	36%	41%	36%
Retail and e-commerce	25%	33%	33%	25%	25%	25%	0%
Technology	45%	40%	27%	40%	36%	27%	18%
Financial services	56%	44%	31%	38%	31%	29%	24%
Automobile	50%	63%	50%	38%	25%	38%	0%
Media and entertainment	46%	52%	44%	44%	37%	41%	32%
Healthcare and Pharma	50%	50%	60%	43%	20%	80%	80%
Education	60%	80%	60%	80%	40%	60%	60%
CPG (Consumer packaged goods)	83%	67%	83%	58%	58%	58%	83%
Manufacturing	100%	75%	75%	50%	75%	75%	75%

■ Sector leader
 ■ Better than average
 ■ Average
 ■ Below average
 ■ Sector laggard

40% of Indian marketers had adequate access to advanced analytics and data science resources

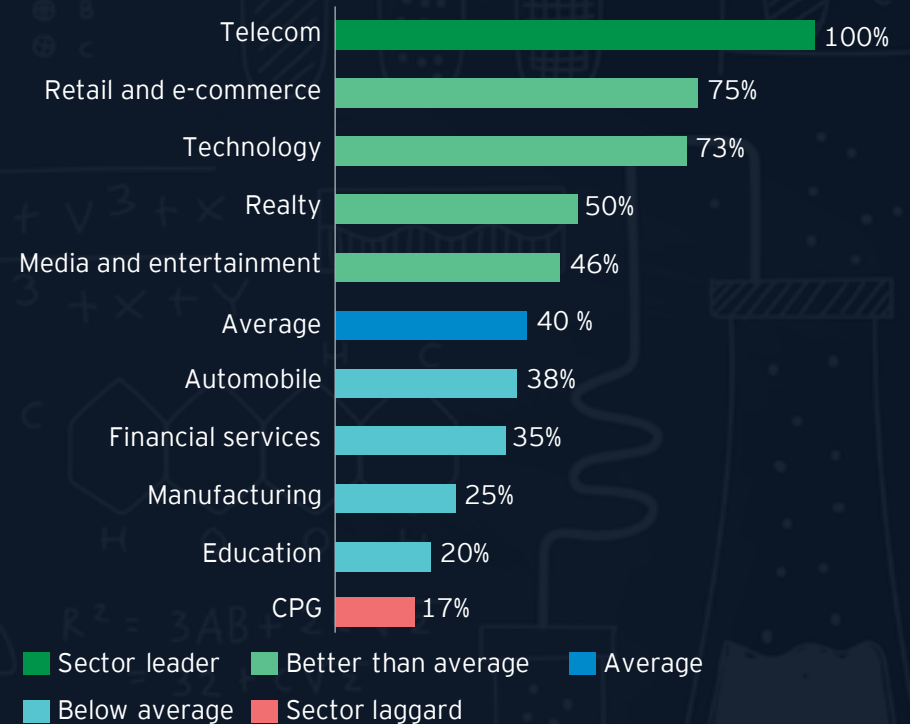
Which of the following describes your marketing organization's access to advanced analytics and data science resources?



40% 2022 survey result


35% 2021 survey result

► **Sectoral comparison: Adequate access** to advanced analytics and data science resources to meet their needs



4

Data ownership, governance, and integration



Indian marketers had defined ownership and management strategies for 1P consumer data

however there was little / no integration of 1P and 3P data, limited employee access to data, and absence of cross fishing rules



66% of Indian marketers had defined ownership and management strategies for 1P consumer data

Which of the following best describes how **first party (1P)** consumer data is **owned and managed** in your organization?

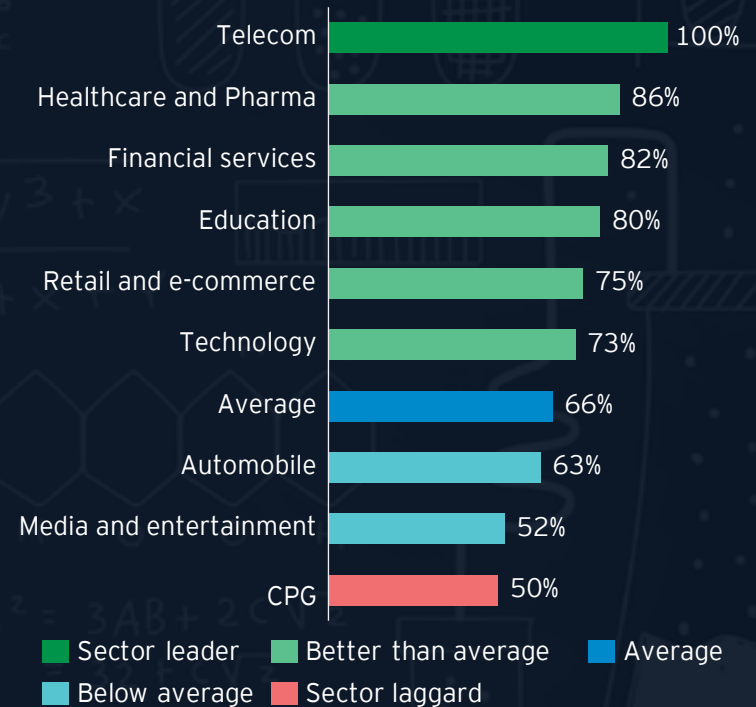


■ 2022 ■ 2021

66% 2022 survey result

58% 2021 survey result

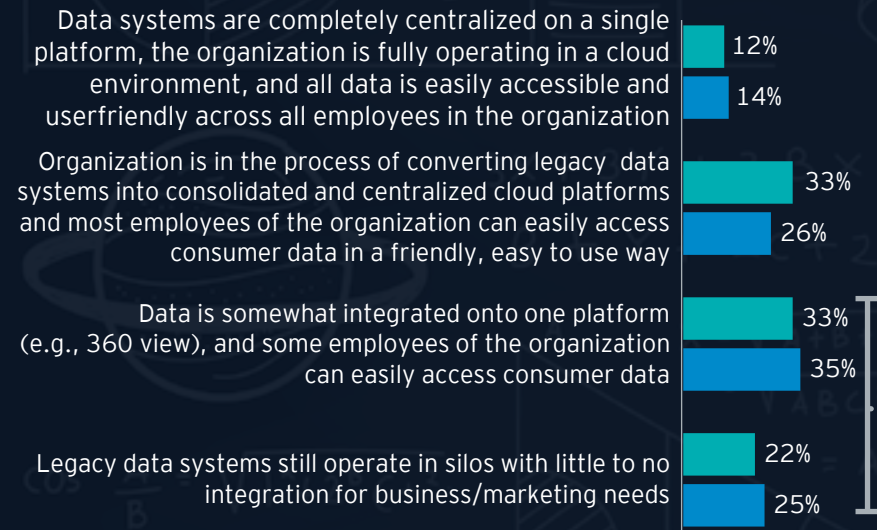
Sectoral comparison: Defined ownership and management strategies for 1P consumer data



■ Sector leader ■ Better than average ■ Average
 ■ Below average ■ Sector laggard

55% of Indian marketers had little / no integration of their 1P and 3P data with limited employee access

Which of the following best describes how effectively your data management systems for **1P** and **3P** consumer data are **integrated and accessible** at an organizational level?

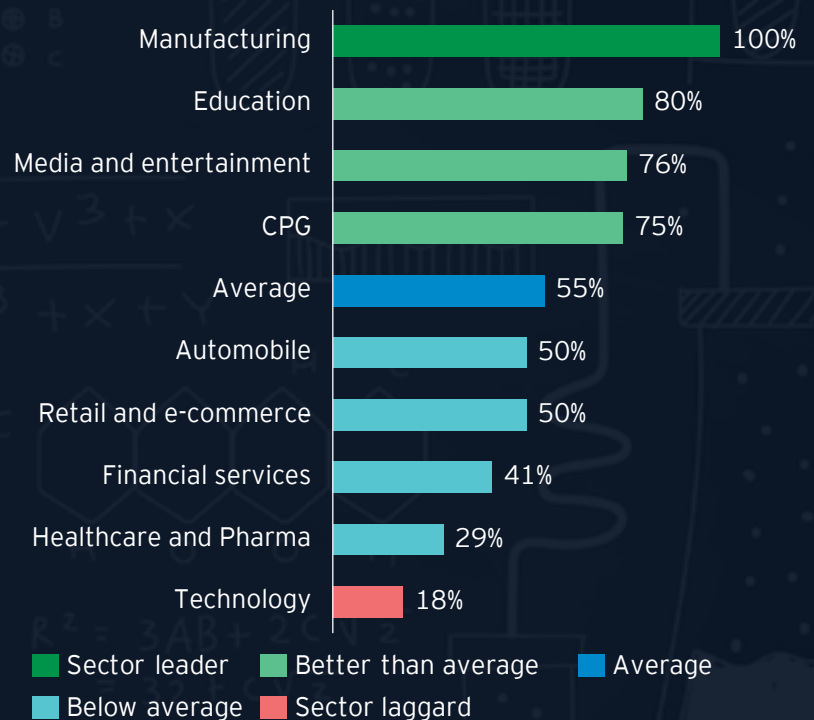


■ 2022 ■ 2021

55% 2022 survey result

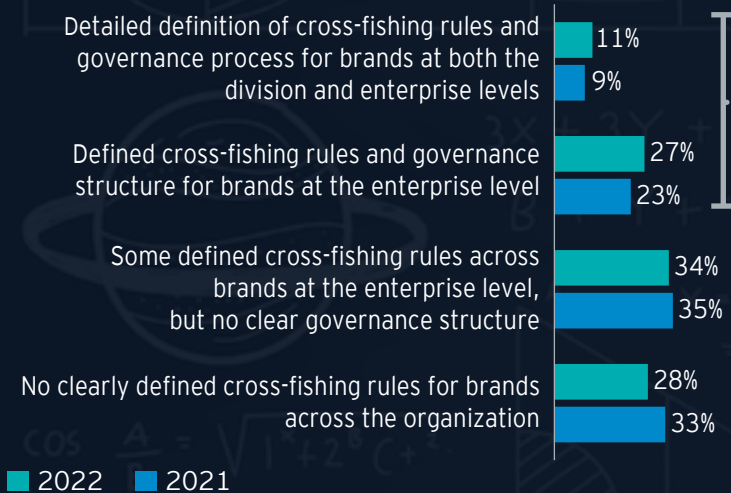
60% 2021 survey result

► **Sectoral comparison: Lack of integration of 1P and 3P data with limited employee access**



38% of Indian organizations had cross-fishing rules defined for sharing of consumer data between brands which grew from last year

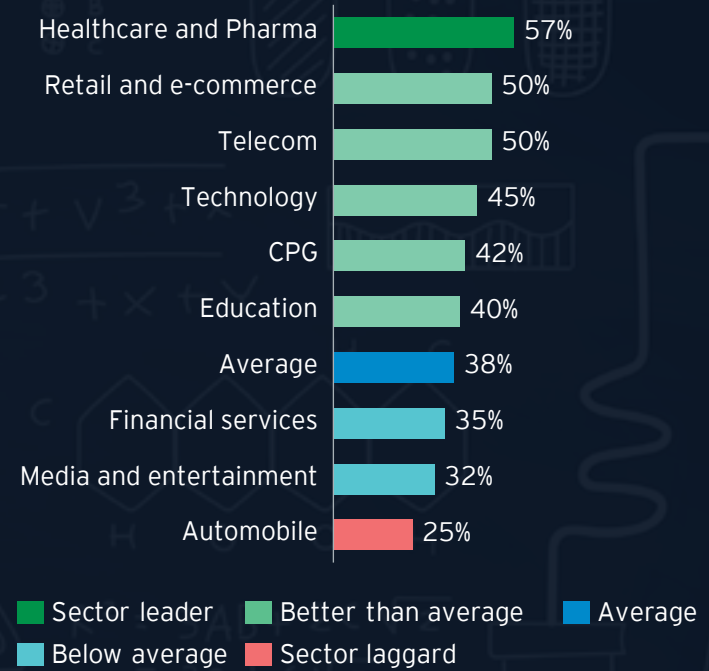
Does your organization have **clearly defined cross-fishing** (ability to share consumer data across brands within an organization for extended activation) **rules and governance** for brands?



38% 2022 survey result

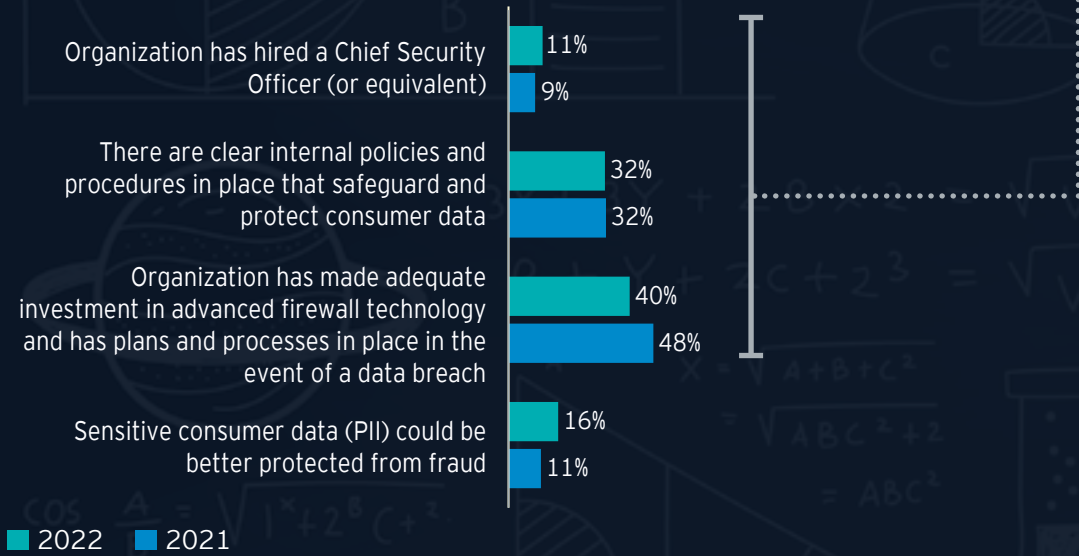
32% 2021 survey result

Sectoral comparison: Clearly defined cross-fishing rules and governance for brands



84% of respondents believed they had adequate policies and processes in place to safeguard consumer data

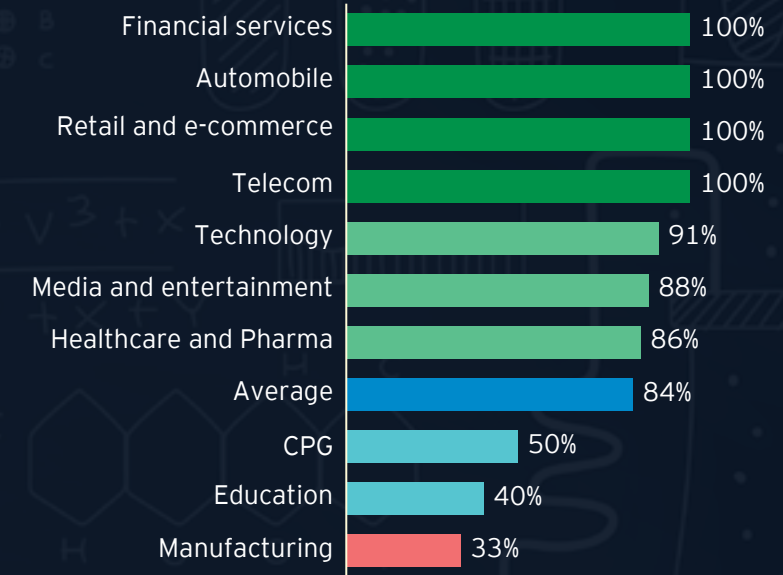
Which of the following describes the **processes and procedures** in place at your organization to ensure consumer data is **protected and secure from fraud**?



84% 2022 survey result

89% 2021 survey result

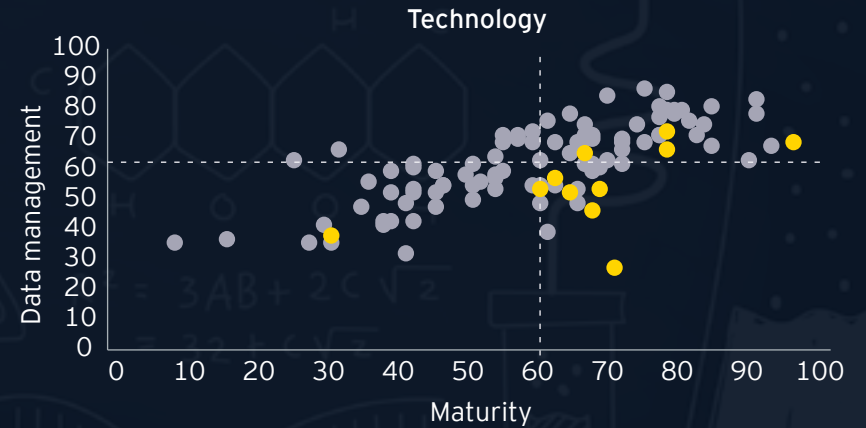
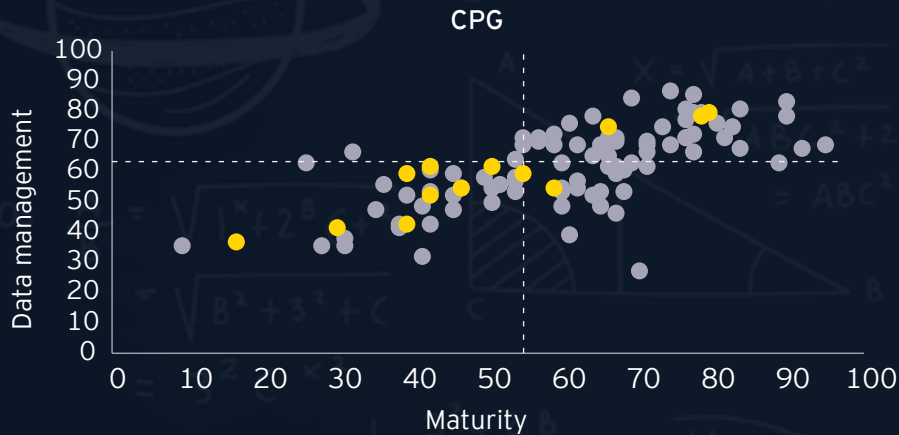
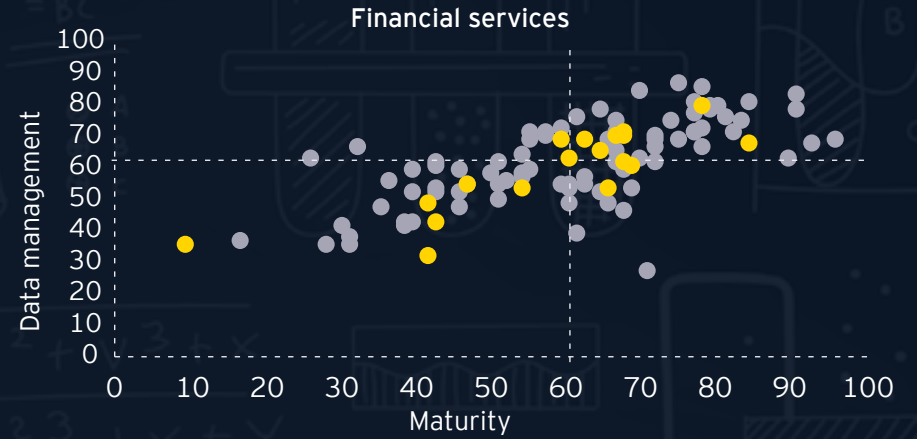
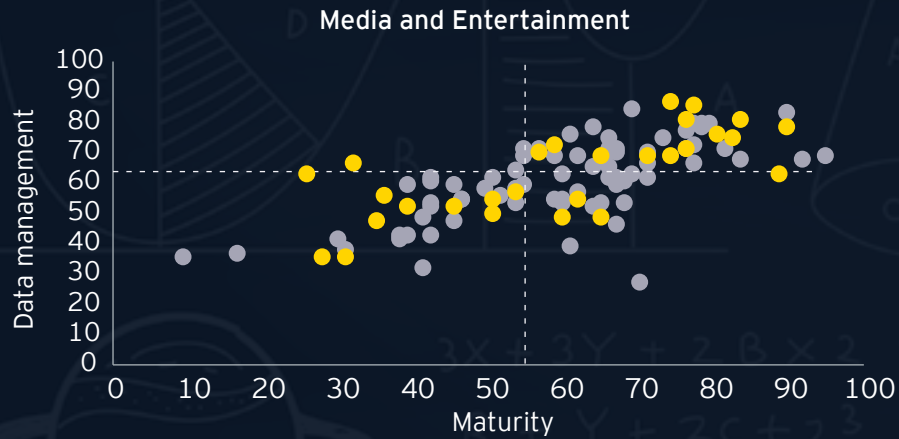
Sectoral comparison: Adequate policies and processes to safeguard consumer data



■ Sector leader
 ■ Better than average
 ■ Average
 ■ Below average
 ■ Sector laggard

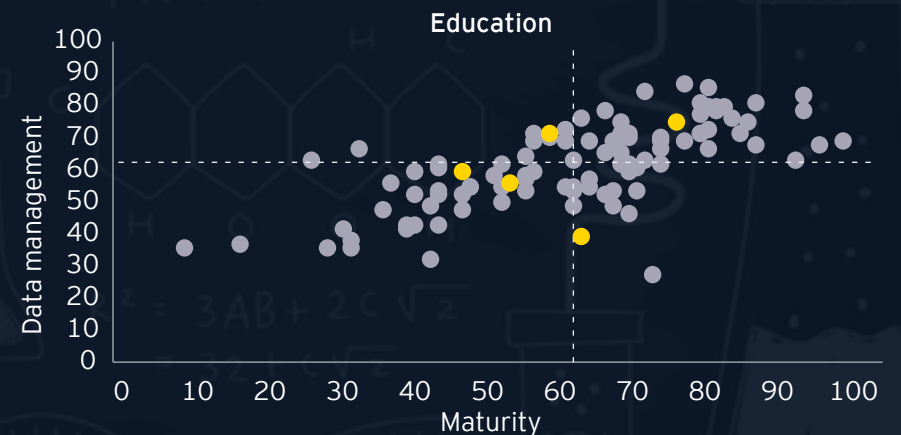
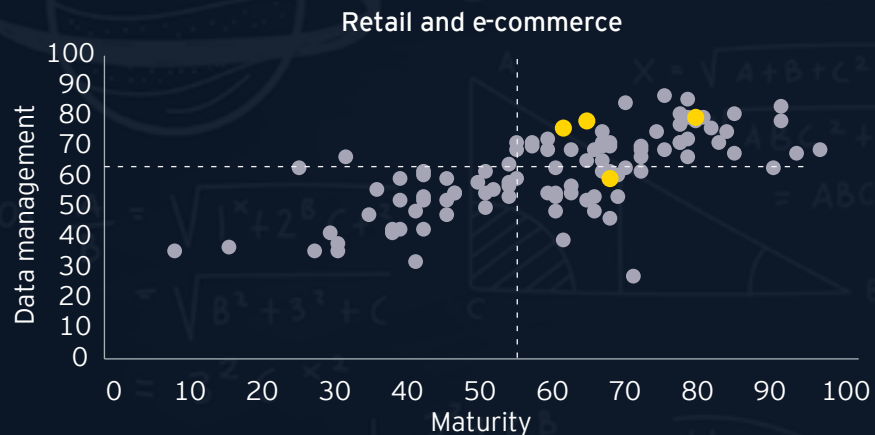
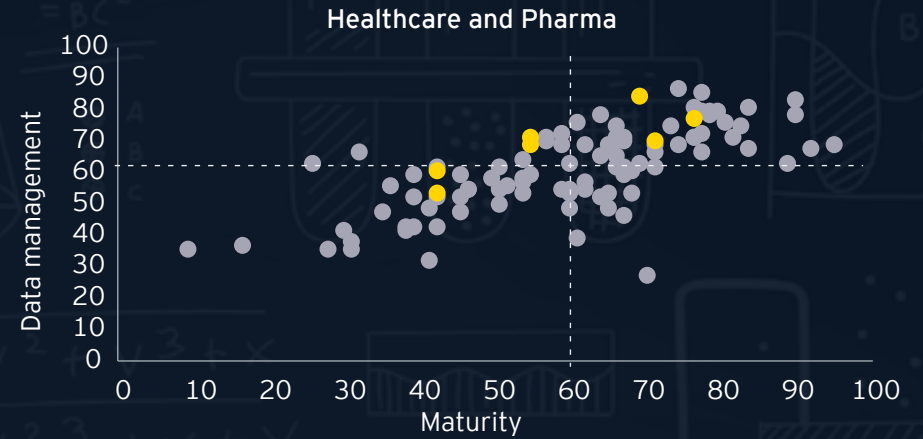
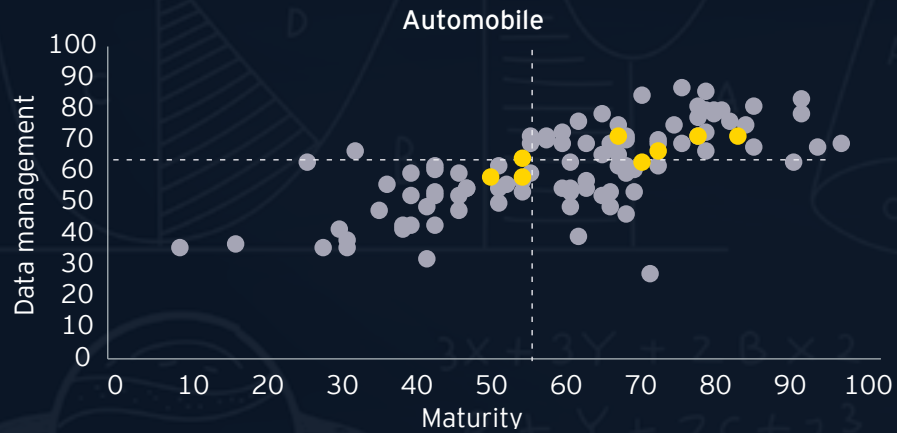
Archetypes - focus sectors

- Sector in focus
- Other sectors

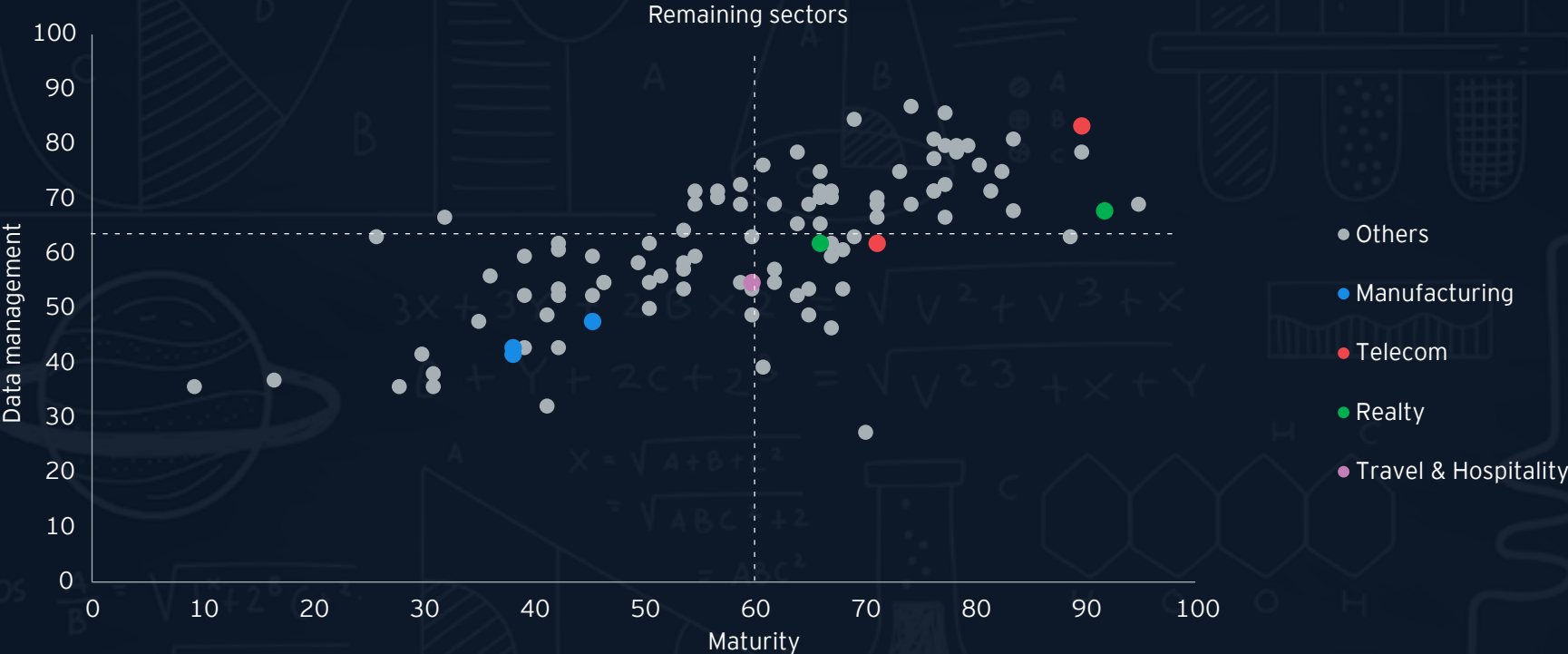


Archetypes - focus sectors

- Sector in focus
- Other sectors



Archetypes - focus sectors



Methodology

This report reflects the findings from our survey of CEOs and CMOs. The results of the survey, including sectoral analysis, will therefore be impacted by the type and nature of respondents and their level of maturity

Responses received from survey respondents have not been verified. They were collated and aggregated (or averaged where required) to provide analysis. Responses of “don’t know” were removed to determine percentages. Responses were grouped based on the sector selected by respondents. The survey was administered during May to July 2022.

Glossary

1P	First Party
3P	Third Party
AI	Artificial Intelligence
CDP	Customer Data Platform
CPG	Consumer Packaged Goods
CRM	Customer Relationship Management
DMP	Data Management Platform
DSP	Demand Side Platform
eCom	eCommerce
Martech	Marketing Technology
MDM	Master Data Management
MMM	Media Mix Modelling
MRM	Marketing Resource Management
PII	Personally Identifiable Information
RCT	Randomized Control Tests
ROI	Return on Investment
RPA	Robotics Process Automation

Acknowledgements

EY

Amiya Swarup,
Marketing Advisory Services

Raghav Anand,
Digital Media

MMA

Moneka Khurana
Rudrashish Nag

Design

Tania Dutta

Contact us

Radhika Pradhan
E: radhika.pradhan@in.ey.com

Rudrashish Nag
E: rudra@mmaglobal.com

Data collation and analysis

Anuj Kaul
Hitakshi Kashikar

Quality and editorial

Arunima Mitra
Nishtha Sharma
Vikram Choudhury

MMA's commitment to the future of marketing

Consisting of over 800-member companies globally and 15 regional offices, the MMA is the only marketing trade association that brings together the full ecosystem of marketers, martech providers and sellers working collaboratively to architect the future of marketing, while relentlessly delivering growth today. Led by CMOs, the MMA helps marketers lead the imperative for marketing change in ways that enable future breakthroughs while optimising current activities.

The MMA is committed to science and questioning and believes that creating marketing impact is steeped in constructively challenging the status quo, encouraging business leaders to aggressively adopt proven, peer-driven and scientific best practices, without compromise.

The MMA invests millions of dollars in rigorous research to enable marketers with unassailable truth and actionable tools. By enlightening, empowering, and enabling marketers, the MMA shapes the future of modern marketing propelling business growth. Anchoring the MMA's mission are four core pillars; to cultivate inspiration by driving innovation for the Chief Marketing Officer; to build marketing capabilities for marketing organizations through fostering know-how and confidence; to champion the effectiveness and impact through research providing tangible ROI measurement; and advocacy.

The MMA's global headquarters are located in New York with regional operations Asia Pacific (APAC), Europe/Middle East/Africa (EMEA) and Latin America (LATAM).

For more information see www.mmaglobal.com

EY's Marketing Advisory Services (MAS) making media spends work harder for the brand

Marketing plays a critical role in business growth. MAS helps marketing teams to contribute toward organizational growth by optimizing marketing function and navigating changes brought about by digital disruption.

A dedicated 60+ member global team of media planners, digital media specialists, and marketing professionals to deliver quality service; our team has collective experience of delivering efficiencies and effectiveness to leading global brands that constitute ~40% of Indian ad spends.

Our team has capabilities and experience across sectors like CP, FMCG, Auto, BFSI and government. We have assisted brands in setting up industry leading practices, technology led assurance for digital and traditional spends, mar-tech advisory, ad-production advisory, ASCI compliance and marketing automation. We have proven credentials, positioning us to have an independent point of view of the advertise, the agency, and the media owner.

EY's vision is to build a better working world by improving agency-brand relationships and helping our clients achieve business goals.

Ernst & Young Associates LLP

EY | Building a better working world

EY exists to build a better working world, helping to create long-term value for clients, people and society and build trust in the capital markets.

Enabled by data and technology, diverse EY teams in over 150 countries provide trust through assurance and help clients grow, transform and operate.

Working across assurance, consulting, law, strategy, tax and transactions, EY teams ask better questions to find new answers for the complex issues facing our world today.

EY refers to the global organization, and may refer to one or more, of the member firms of Ernst & Young Global Limited, each of which is a separate legal entity. Ernst & Young Global Limited, a UK company limited by guarantee, does not provide services to clients. Information about how EY collects and uses personal data and a description of the rights individuals have under data protection legislation are available via ey.com/privacy. EYG member firms do not practice law where prohibited by local laws. For more information about our organization, please visit ey.com.

Ernst & Young Associates LLP is one of the Indian client serving member firms of EYGM Limited. For more information about our organization, please visit www.ey.com/en_in.

Ernst & Young Associates LLP. is a Limited Liability Partnership, registered under the Limited Liability Partnership Act, 2008 in India, having its registered office at 22 Camac Street, 3rd Floor, Block C, Kolkata - 700016

© 2022 Ernst & Young Associates LLP. Published in India.
All Rights Reserved.

EYIN2211-001
ED None

This publication contains information in summary form and is therefore intended for general guidance only. It is not intended to be a substitute for detailed research or the exercise of professional judgment. Neither EYGM Limited nor any other member of the global Ernst & Young organization can accept any responsibility for loss occasioned to any person acting or refraining from action as a result of any material in this publication. On any specific matter, reference should be made to the appropriate advisor.

ey.com/en_in



@EY_India



EY



EY India



EY Careers India



@ey_indiacareers